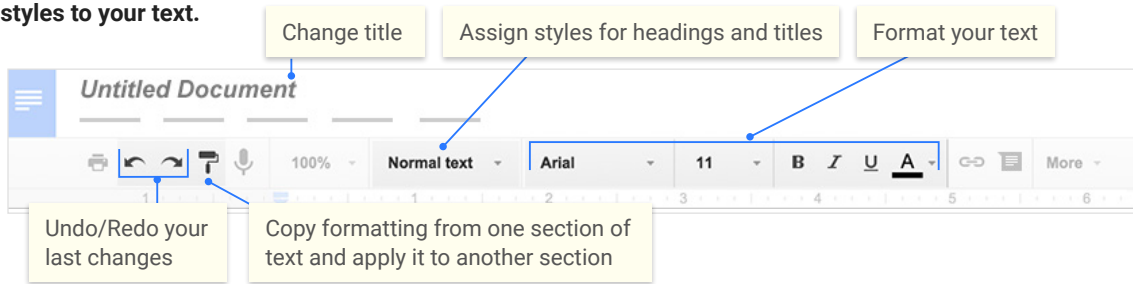


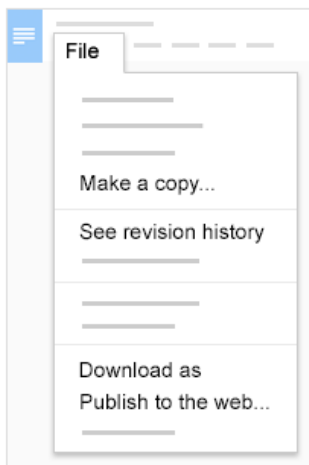
Create and simultaneously edit text documents with your team, right in your browser.

Write reports, create joint project proposals, keep track of meeting notes, and much more.
All changes are saved automatically!

1 Edit and add styles to your text.



2 Work with different versions and copies of your document.



Make a copy Create a duplicate of your document. This is a great way to create templates!

See revision history See all the changes you and others have made to the document, or revert to earlier versions.

Download as Download your document in other formats such as Microsoft® Word® or PDF.

Publish to web Publish a copy of your document as a webpage, or embed your document in a website.

3 Enhance your document by adding features.

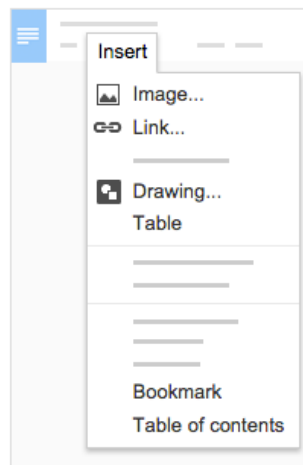


Image Insert an image from your computer, the web, or Google Drive.

Link Add a link to another page or to a header or bookmark in the same document.

Drawing Create pictures, flowcharts, diagrams, and more in your document.

Table Select the number of columns and rows to create a table.

Bookmark Add shortcuts to specific places within your document.

Table of contents Create an auto-generated table of contents that links to each heading (where you've applied heading styles).

4 Click to share your document, then choose what collaborators can do. They'll also receive an email notification.

	Share or unshare	Edit content directly	Suggest edits	Add comments
Can edit	X	X	X	X
Can comment			X	X
Can view				

5 Collaborate with your team in real-time.

